

1. Application

CJX2N series AC contactor is suitable for frequency 50/60Hz, rated insulation voltage up to 1000V, rated operation current 9~150A under AC-3 duty. It is mainly used for making/breaking electric circuits at a long distance & for frequent starting/stopping & controlling AC Motors. It is used in combination with thermal relay to compose a magnetic motor starter. The products comply with IEC60947-4-1 standard.



2. Specification

2.1

Type	CJX2N-09	CJX2N-12	CJX2N-18	CJX2N-25	CJX2N-32	CJX2N-38	CJX2N-40	
Rated working current Ie (A) AC-3 Ue≤440V	9	12	18	25	32	38	40	
Rated hear current Ith (A)	25	25	32	40	50	50	60	
Rated insulation voltage Ui (V)	690	690	690	690	690	690	1000	
Rated operating voltage Ue (V) Max	690	690	690	690	690	690	1000	
Rated operational power in AC-3 Pe (KW)	220/230V	2.2	3	4	5.5	7.5	9	11
	380/400V	4	5.5	7.5	11	15	18.5	18.5
	415/440V	4	5.5	9	11	15	18.5	22
	500V	5.5	7.5	10	15	18.5	18.5	22
	660/690V	5.5	7.5	10	15	18.5	18.5	30
Rated operational power in AC-4 Pe (KW)	220/230V	1.5	1.5	2.2	3	4	4	4
	380/400V	2.2	3.7	4	5.5	7.5	7.5	9
	415/440V	2.2	3	3.7	5.5	7.5	7.5	9/11
	500V	3	4	5.5	7.5	9	9	11
	660/690V	4	5.5	7.5	10	11	11	15
Frequency of operation (l/h)	1200	1200	1200	1200	1000	1000	1000	
Electrical endurance (x10 ⁴)	AC-3	100	100	100	100	80	80	80
	AC-4	20	20	20	20	20	20	15
Mechanical endurance (x10 ⁶)	15	15	15	15	15	15	6	

AC Contactors

CJX2-N

Type	CJX2N-09	CJX2N-12	CJX2N-18	CJX2N-25	CJX2N-32	CJX2N-38	CJX2N-40
Operating voltage range of coil	Close voltage:(0.85~1.1)Us Open voltage:(20%~75%)Us						
Power consumption of coil (VA)	Attracting	7	7	7	7	7	20
	Starting	70	70	70	70	70	200
Rated insulation voltage of auxiliary contacts (V)	690	690	690	690	690	690	690
Conventional thermal current of auxiliary contacts (A)	10	10	10	10	10	10	10
Auxiliary contacts specification	AC-15:360VA DC-13:33W						

Type	CJX2N-50	CJX2N-65	CJX2N-80	CJX2N-95	CJX2N-115	CJX2N-150	
Rated working current Ie (A) AC-3 Ue≤440V	50	65	80	95	115	150	
Rated hear current Ith (A)	80	80	125	125	200	200	
Rated insulation voltage Ui (V)	1000	1000	1000	1000	1000	1000	
Rated operating voltage Ue (V) Max	1000	1000	1000	1000	1000	1000	
Rated operational power in AC-3 Pe (KW)	220/230V	15	18.5	22	25	30	40
	380/400V	22	30	37	45	55	75
	415/440V	25/30	37	45	45	59	80
	500V	30	37	55	55	75	90
	660/690V	33	37	45	45	80	100
Rated operational power in AC-4 Pe (KW)	220/230V	5.5	7.5	7.5	9	9	11
	380/400V	11	11	15	15	18.5	22
	415/440V	11	11/15	15	15	18.5	22
	500V	15	18.5	22	22	30	37
	660/690V	18.5	22	25	25	30	45
Frequency of operation (I/h)	1000	1000	750	750	750	750	

AC Contactors

CJX2-N










Type		CJX2N-50	CJX2N-65	CJX2N-80	CJX2N-95	CJX2N-115	CJX2N-150
Electrical endurance (x10 ⁴)	AC-3	60	60	60	60	60	60
	AC-4	15	15	15	15	15	15
Mechanical endurance (x10 ⁶)		6	6	4	4	4	4
Operating voltage range of coil	Close voltage:(0.85~1.1)Us Open voltage:(20%~75%)Us						
Power consumption of coil (VA)	Attracting	20	20	20	20	22	22
	Starting	200	200	200	200	300	300
Rated insulation voltage of auxiliary contacts (V)	690	690	690	690	690	690	690
Conventional thermal current of auxiliary contacts (A)	10	10	10	10	10	10	10
Auxiliary contacts specification	AC-15:360VA DC-13:33W						

2.2 Standard Control Circuit Voltage

Volts	24	42	48	110	220	230	240	380	400	415	440	500	660
50Hz	B5	D5	E5	F5	E5	F5	U5	Q5	V5	N5	R5	S5	Y5
60Hz	B6	D6	E6	F6	E6	F6	U6	Q6	-	-	R6		
50/60Hz	B7	D7	E7	F7	E7	F7	U7	Q7	V7	N7	R7		

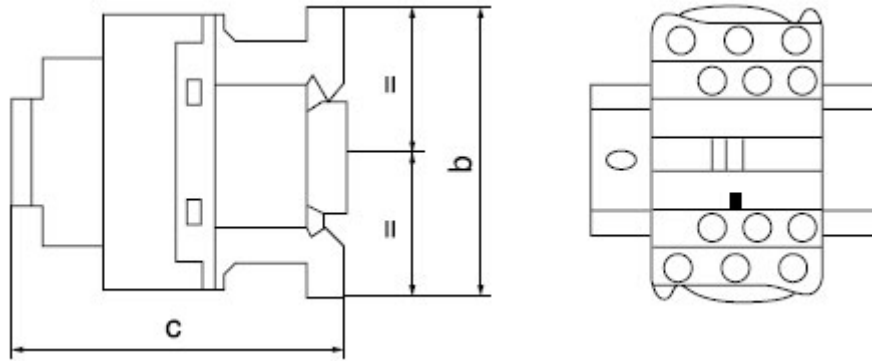
2.3 Characteristic

Contactor and other auxiliary blocks.

Contactor	Auxiliary Blocks	Relative Products
	<p data-bbox="488 622 504 645">+</p>  <p data-bbox="657 734 778 763">Delay timer</p>	<p data-bbox="930 622 946 645">=</p>  <p data-bbox="1086 775 1302 804">Time-delay contactor</p>
	<p data-bbox="488 976 504 999">+</p>  <p data-bbox="641 1099 788 1128">Thermal relay</p>	<p data-bbox="930 976 946 999">=</p>  <p data-bbox="1114 1122 1278 1151">Magnetic starter</p>
	<p data-bbox="488 1312 504 1335">+</p>  <p data-bbox="649 1429 794 1458">Auxiliary block</p>	<p data-bbox="930 1312 946 1335">=</p>  <p data-bbox="1123 1458 1268 1487">AC Contactor</p>

3. Installation

Outline and Mounting Dimension



	09	12	18	25	32	38	40	50	65	80	95	115	150
b	76.6	76.6	76.6	76.6	76.6	76.6	127	127	127	127	127	158	158
c	87	87	87	94	94	94	116	116	116	123.8	123.8	132	132